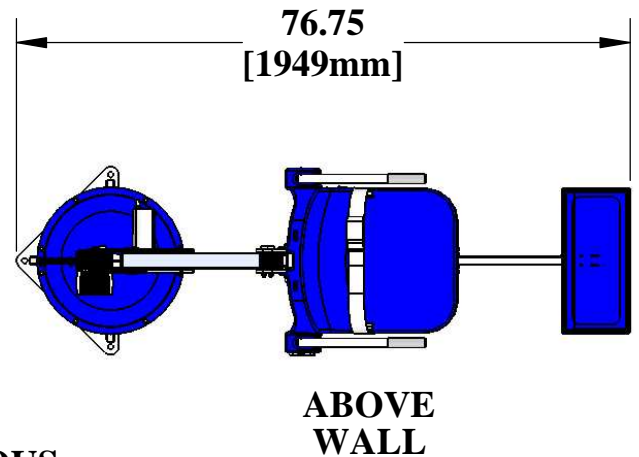
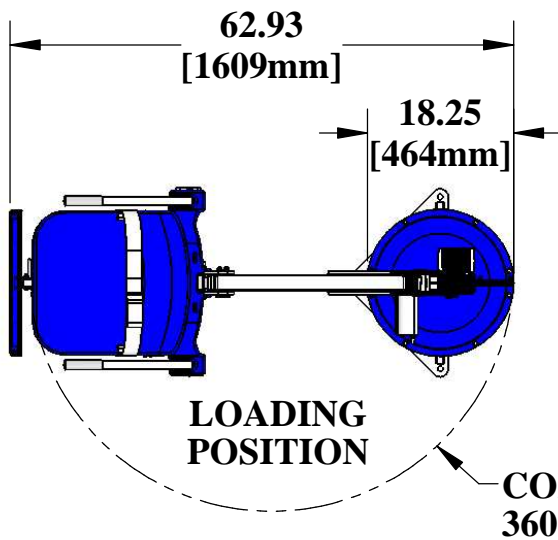
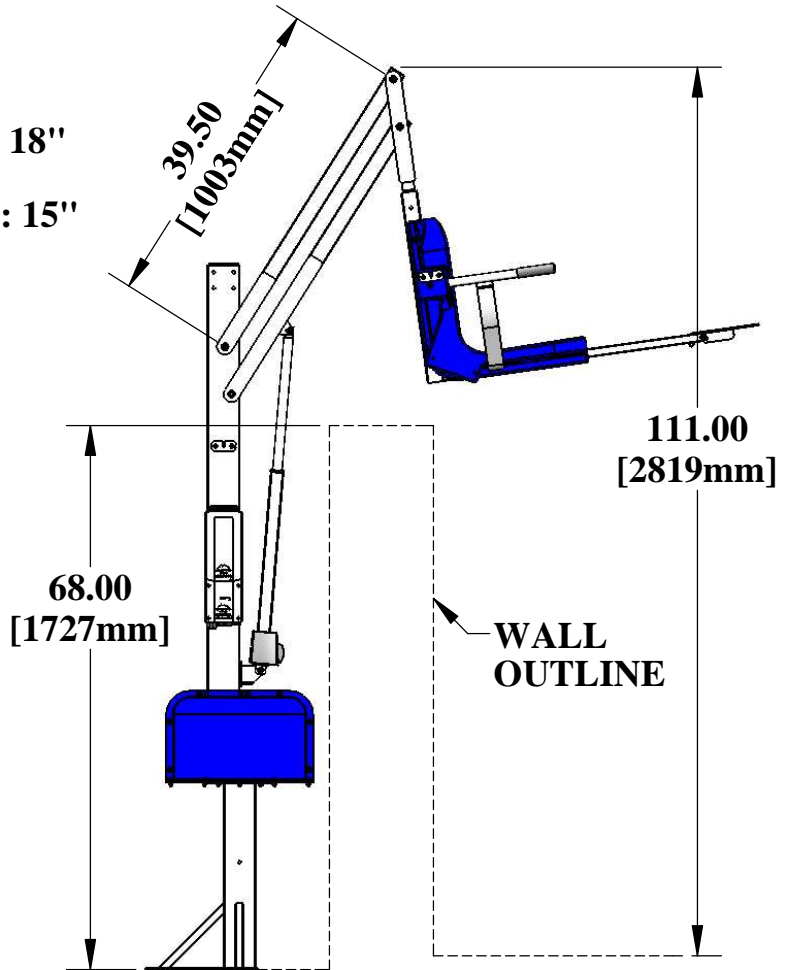
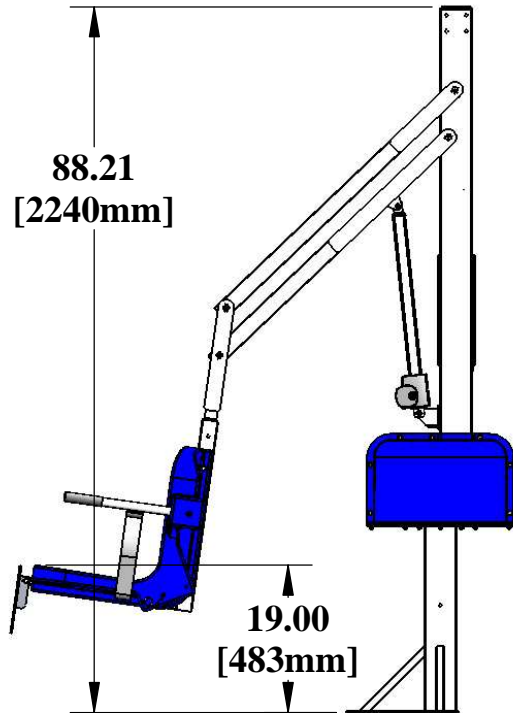


# SPA LIFT ELITE

US PATENT NO. D507,769 S

**PRODUCT WEIGHT: 185 LBS**  
**MAX WEIGHT CAPACITY: 300 LBS**  
**MIN ANCHOR SETBACK: 10"**  
**MIN WALL HEIGHT: 21"**  
**WALL THICKNESS @ MIN HEIGHT: 18"**  
**MAX WALL HEIGHT: 68"**  
**WALL THICKNESS @ MAX HEIGHT: 15"**




**Aqua Creek Products**  
The Total Solution for Pool and Spa Access

9889 GARRYMORE LANE  
 MISSOULA, MT 59808  
 (406) 549-0769  
 FAX (406) 549-2602

NOTE:  
 \*SPECIFICATIONS ARE SUBJECT TO CHANGE WITHOUT NOTICE

PRODUCT:	F-006SLE	
DWG #:	F-006SLE-1	
SCALE:	1:24	DATE: 1/19/16
DRAWN BY:	KR	REVISION: A